

	序号	时间	更改内容	更改人	标记	数量
	1	2021.07.26	删除 CE 解释、标识	朱宜涛	全部	
	2	2021.12.13	更正公司信息	傅元锋		
	3	2022.8.15	取消第一页高配选项	石川		
<div>WSD-III</div> <div>口腔设备供水器</div> <div>供水器说明书英文</div> <div>备注：说明书版本号：03/2015-C4</div>						
保密：此图及其全部知识产权（含著作权）归桂林优利特医疗电子有限公司所有，未经桂林优利特医疗电子有限公司预先书面许可，严禁出于任何目的，对此图的全部或者部分内容（包括但不限于图中信息、数据、运算结果等）泄露、使用、拷贝或者复制。						
S4	拟制		供水器说明书/英文	23170010		
	审核					
	工艺			版本	第 1 张	共 1+2 张
	批准			V1.04		



Oral Water Supply Device

INSTRUCTION MENU

URIT Medical Electronic Co., Ltd.

Product Name

Oral water supply device

Model

Model	Size(mm)	Net weight
WSD-III	190 × 150 × 80	600g

Technical parameters

Rated Voltage:12V---Rated Current:1A
Power adapter:AC 100~240V(1 ± 10%)50/60Hz

Water supply:50mL/min
Water supply:0.02MPa
Working temperature:5℃~40℃
Relative humidity:≤80%
Atmospheric pressure:70kPa~106kPa

Structure

The instrument consists of pump, control circuit and accessories.

Scope

The product is suitable for water supply of dental equipment.

Installation

• The water bottle installation

Fill up the purified water into water bottle, tighten the cap of bottle. Then install the bottle into main unit it tightly.

• Water route connection

Using the water tube which has 2 connectors on each side, connect the outlet fromj Auto-water supply device and inlet from scaler.

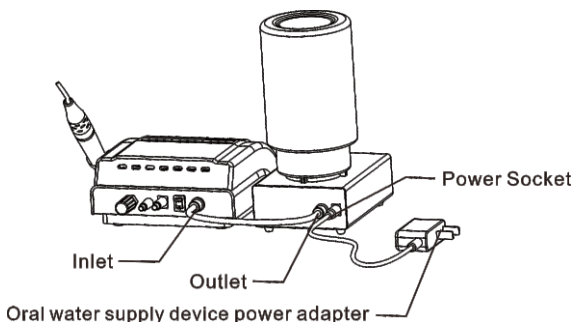
• Power connection

Connect the power adapter plug into the power socket for water supply device.
The power output end of access to the water accessories in power connection wire mouth, one end of the power input connection port of the ultrasonic scaler.

Attention

The instructions for appliances having a part of class III construction supplied from a detachable power supply unit shall state that the appliance is only to be used with the power supply unit provide with the appliance.
This appliance can be used by children aged from 8 years and above and persons with reduced physical, sensory or mental capabilities or lack of experience and knowledge if they have been given supervision or instruction concerning use of the appliance in safe way and understand the hazards involved. Children shall not play with the appliance. Cleaning and suer maintenance shall not be made by children without supervision

WSD-III Connection diagram



Instructions

WSD-III(Universal, ultrasonic scaler adaptation of any manufacturer)

The DC 12V power adapter supply device connected to the WSD-III attached to the power supply socket.

The hydraulic connection pipe are respectively connected in the WSD-III of water outlet and inlet of ultrasonic scaler.

Ultrasonic scaler connection reference to manufacturer specification.

The power supply device opens, WSD-III to supply power ultrasonic scaler, size and content of adjusting the size of ultrasonic scaler according to needs, you can use.

Use and maintenance

Please use the purified water or hydrogen peroxide, chlorhexidine, sodium hypochlorite in order to avoid the water route clogged.















Turn off the power switch when it is in idle.

If you do not use oral equipment water supply long time, please every half a month once a machine, using pure water cleaning liquid road 2 minutes.

Transportation and storage

The environment temperature: -40~55℃; relative humidity: ≤80%RH

SYMBOLS

-  Manufacturer's logo
-  Caution
-  Class II equipment
-  Humidity limitation
-  This way up
-  Manufacturer
-  Refer to instruction manual/booklet
-  Type BF applied part
-  Keep dry
-  Date of manufacture
-  Fragile, handle with care
-  Serial number
-  Temperature limit
-  Do not dispose of the product into the ordinary municipal waste or garbage system

Packing List

NO.	Item	Quantity
1	Water bottle	1
2	Water tube	1
3	Power adaptor	1
4	O rings	1 Pack

This manual does not list the specifications of the accessories of the oral water supply device in detail. For details, please refer to the packing list delivered randomly.



Scan and Login website for more information



URIT Medical Electronic Co., Ltd.
No.D-07 Information Industry District, High-Tech Zone,
Guilin, Guangxi 541004, P.R.China

Tel: +86(773)2288586 Fax: +86(773)2288560
Web: www.urit.com Email: service@uritest.com

Rev. 03/2015-C4